

DATA FUTURES ALPHA PILOT SCENARIOS

1-YEAR POSTGRADUATE CERTIFICATE IN EDUCATION LEADING TO QTS- SCOTTISH PROVIDER

Characteristic

Provider:

- Scottish
- Publicly funded

Student:

- Previously completed a first degree at another provider
- Highest qualification on entry is a first degree
- Not incoming/exchange
- Not disabled
- No changes to person characteristics during the lifetime of the course
- Fees of £9250 for the course covered by student loan
- Permanent home address in Scotland
- Not a British sign language user

Pattern of study:

- Starts and ends the Course session on the planned dates
- Starts and completes all modules on the planned dates
- Completes a placement at two schools during the course
- No breaks in learning
- No interim awards
- Achieves qualification aim with no delay

Activity in each reference period

Year 1, reference period 1 (page 3)

- Student registers and begins studying on one taught module and one placement module

Year 1, reference period 2 (page 15)

- Student completes the first taught module and the placement module
- Student begins and completes the second taught module

Year 1, reference period 3 (page 17)

- Student starts the second placement module
- Student completes the second placement module
- Student registration ends and the qualification is awarded with QTS

Key stages

Return Student (incl. Person identifiers)	3
Return Person address	4
Return Personal characteristics	5
Return Engagement	6
Return Student registration	7
Create Student course session	8
Return Student course session mode	9
Return fee information	10
Return funding and monitoring information	11
Assign the Student to a Module	12, 15, 16
Return placement information	13, 17
Return Module outcomes for completed Module instances	14, 15, 18
Close Student course session	19
Return Leaver and qualification awarded information	20
Return student's Teacher reference number	21



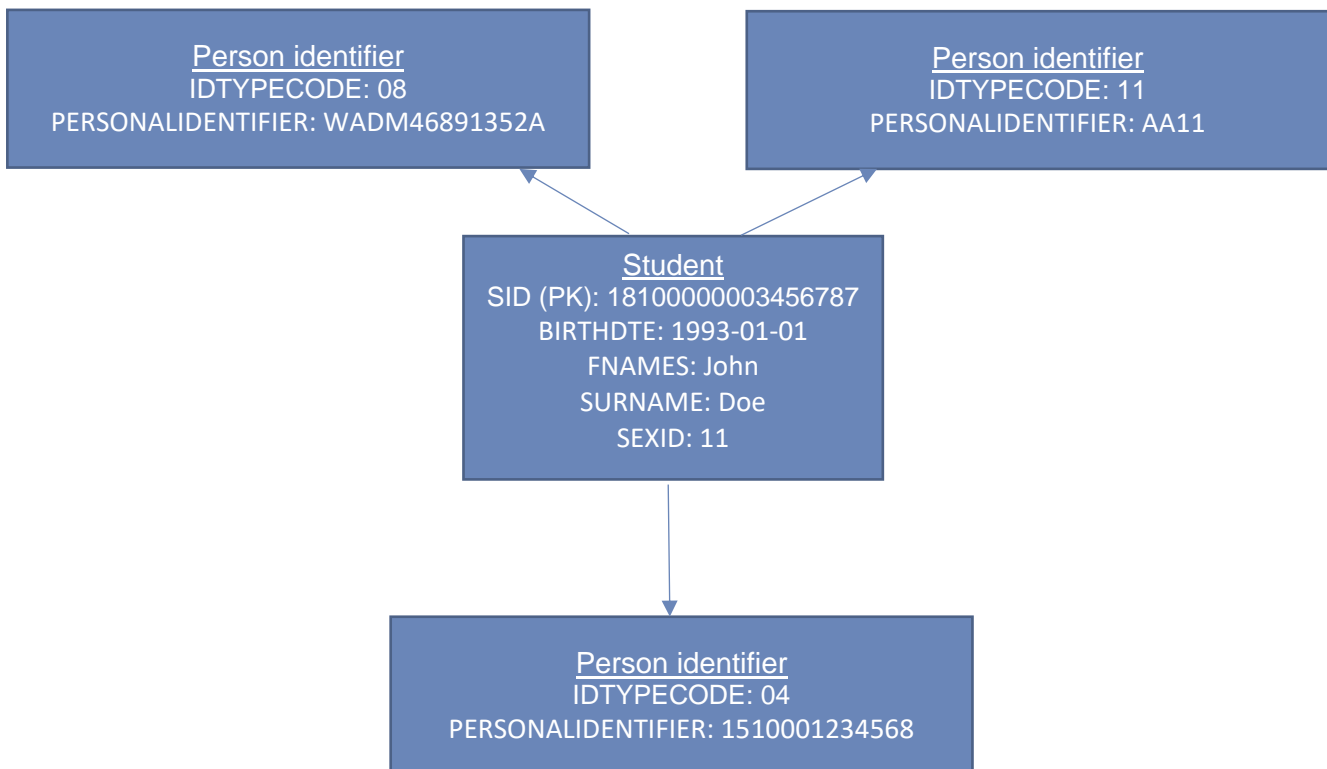
Year 1 reference period 1

Before the student can be associated with the relevant curriculum data, information about the student and their registration must be returned.

1. Return Student

Minimum data required:

- Student
- Person identifiers for SSN and UCASPERID and persistent HUSID



Hints and tips:

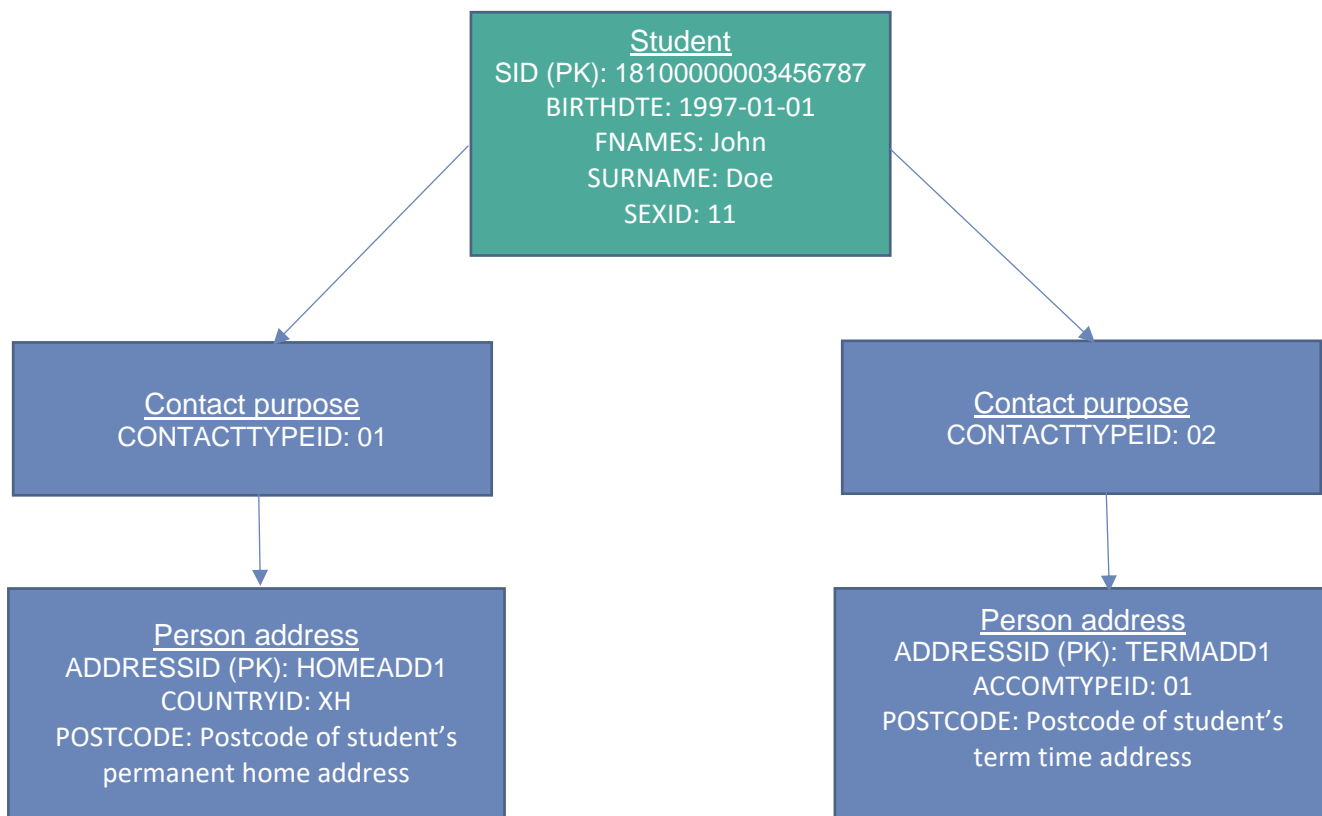
- The SID must be a unique identifier for the Student within the HEP
- A Person identifier entity must be returned for each identifier the student is in coverage for. There is also an optional OWNSTU identifier type for providers to return their own student identifier(s) is required
- If the student has previously be returned to HESA, the persistent HUSID should be returned (IDTYPECODE=04). The persistent HUSID will have been assigned to students when they were first returned to HESA and allows the student to be tracked between providers. If the student was assigned a HUSID ahead of the launch of Data Futures, a HUSID in the old format can be returned.

Year 1 reference period 1

2. Return Person Address

Minimum data required:

- Person address for permanent home and term time address



Hints and tips:

- ADDRESSID must be a unique identifier for the Person address within the Contact purpose. Two Person address entities may have the same ADDRESSID provided they are associated with different Contact purpose entities.
- A permanent home address is required for all students.
- A term time address is required for students who are not on a placement for studying abroad for the full Course session. The student will be on placement for a proportion of the year but will be in attendance at the provider as well and so a term time postcode is required.

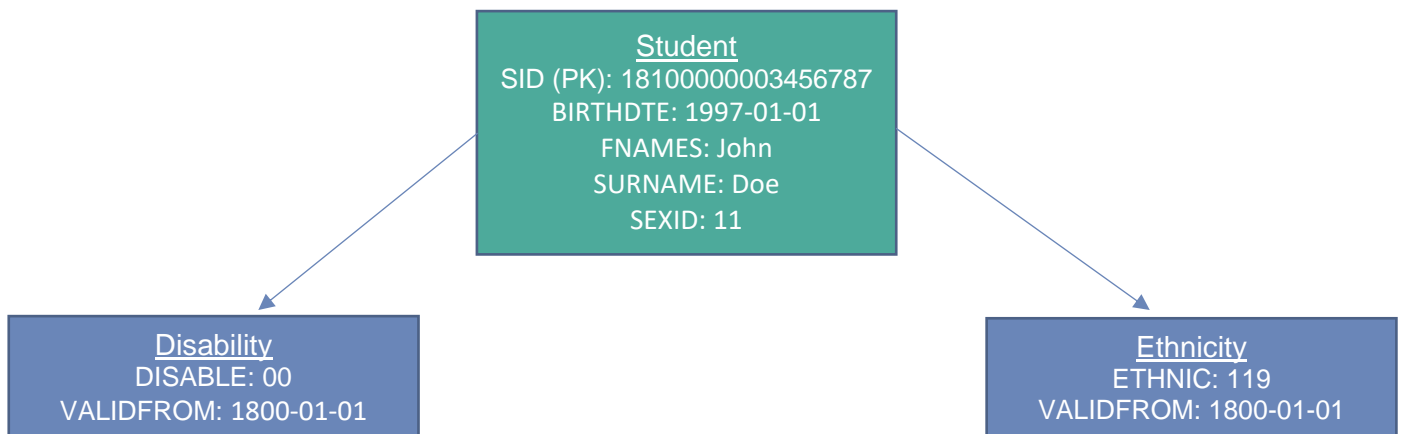
Year 1 reference period 1

3. Return person characteristics

The characteristics required to be returned depend upon the country of the provider and the student's characteristics. For this student the required characteristics are:

- Carer
- Dependent
- Disability
- Ethnicity
- Nationality
- Religion

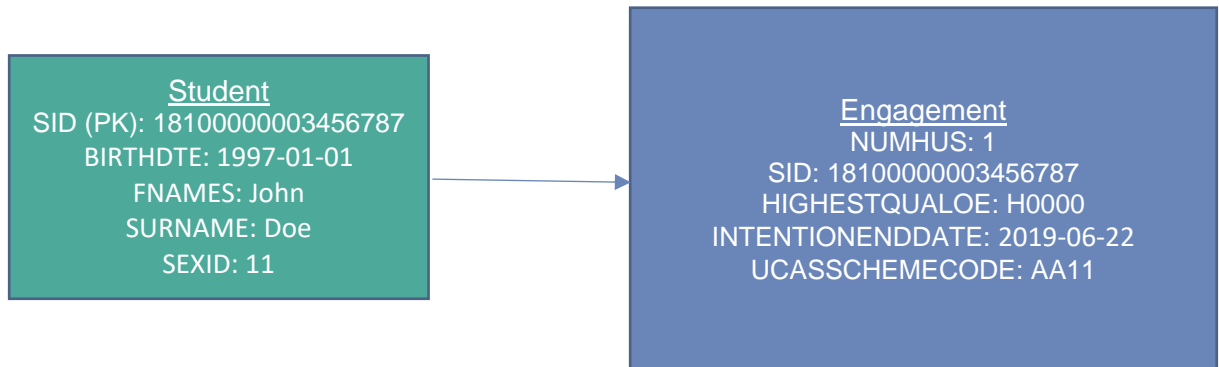
Each Person characteristics has a separate entity. A couple of examples are shown below.



Hints and tips:

- The first time a characteristic is returned, the valid from date is not applicable and so the default date of 1800-01-01 is returned.
- When updating a person characteristic, it is important to return the old value again with a 'valid to' date and the new value with a 'valid from' date ensuring that the dates for the different codes do not overlap.
- When correcting a person characteristic, the original value must be deleted, and the revised value returned.
- Most characteristics can only have one current value, the exceptions are Disability and National identity both of which can have two current values.

4. Return Engagement

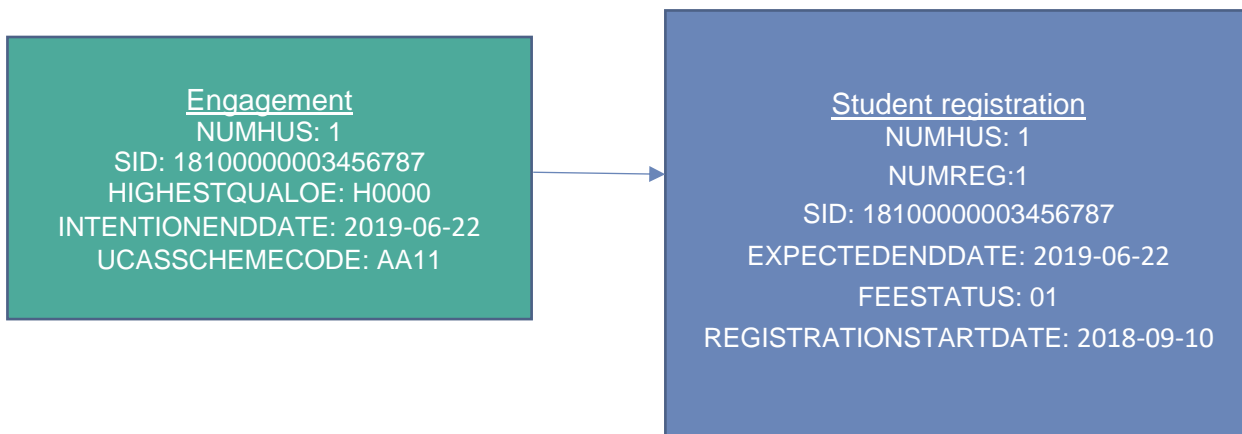


Hints and tips:

- The Engagement records a student's coherent engagement with a provider with the aim of achieving a qualification or credits
- The NUMHUS must be a unique identifier for the Engagement within a student. Two Engagements can have the same NUMHUS provided they are associated with a different Student
- The combination of the SID and NUMHUS therefore uniquely identifies an individual Engagement
- Where the student's study intention is the same aim as the Course delivery they will be studying on, the STUDYINTENTION field does not need to be returned.

Year 1 reference period 1

5. Return Student registration



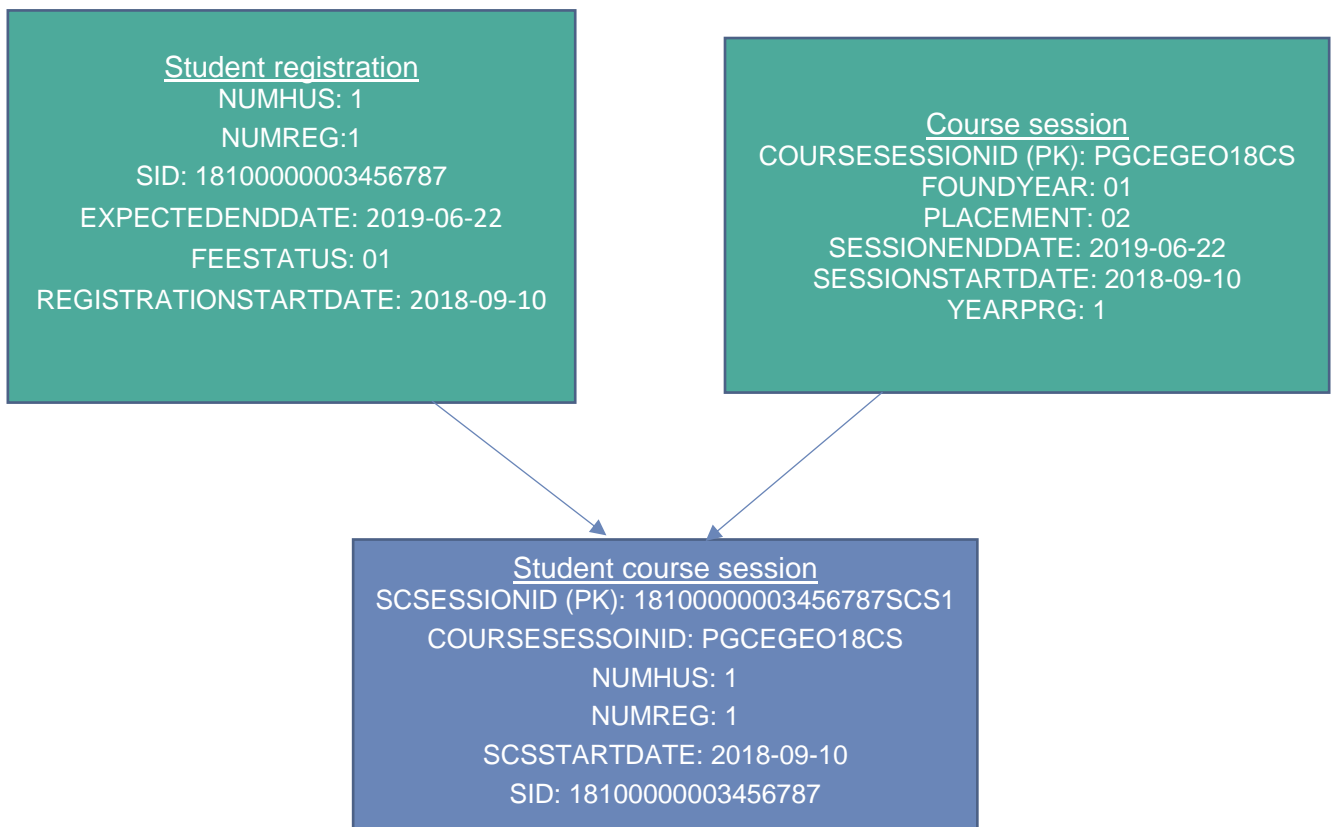
Hints and tips:

- The Student registration records the contract to educate between the student and provider
- The NUMREG must be a unique identifier for the Student registration within an Engagement. Two Student registrations can have the same NUMREG provided they are associated with a different Engagement
- The combination of SID, NUMHUS and NUMREG uniquely identifies a specific Student registration

Year 1 reference period 1

Now that curriculum data and details of the Student's registration have been returned, the two are linked together via a Student course session

1. Return the Student course session



Hints and tips:

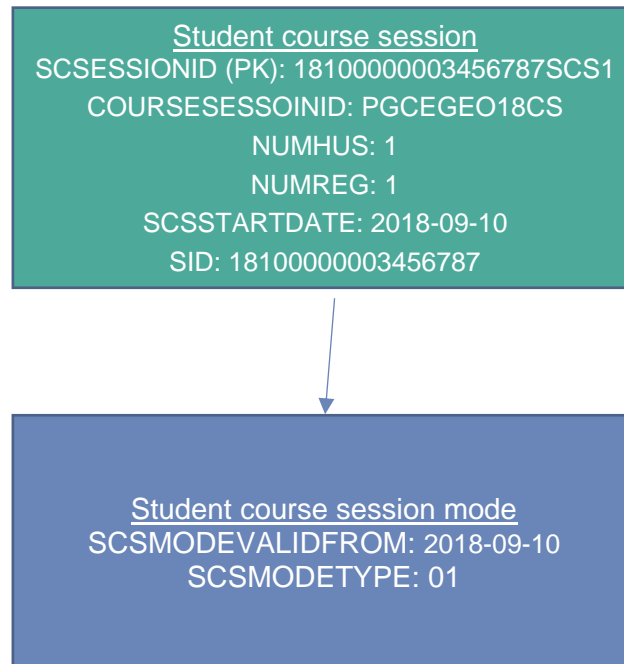
- The Student course session records a specific student's engagement with a Course session
- The SID, NUMHUS and NUMREG must be returned in order to identify the Student registration that the Student course session is associated with
- The COURSESESSIONID must be returned to identify the Course session that the Student course session is associated with
- The SCSESSIONID must be a unique identifier for the Student course session. Two Student course sessions must not have the same SCSESSIONID even if they are associated with a different Student registration and/or Course session

Year 1 reference period 1

2. Return Student course session mode

Minimum data required:

- Student course session mode



Hints and tips:

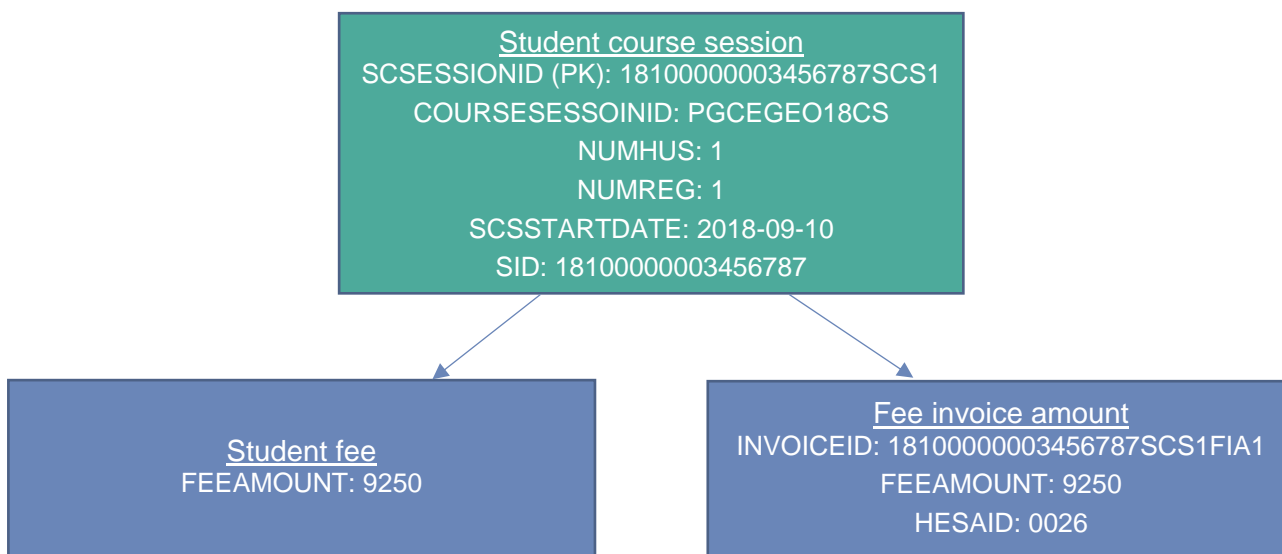
- Each Student course session must have a Student course session mode entity returned to confirm the student's mode.
- The entity has valid from the to dates to record when the mode is valid. For the mode that is valid at the start of the Student course session, the valid from date would align with the start of the Student course session.
- If the mode does not change, a valid to date does not need to be returned.

Year 1 reference period 1

3. Return fee information

Minimum data required:

- Student fee
- Fee invoice amount



Hints and tips:

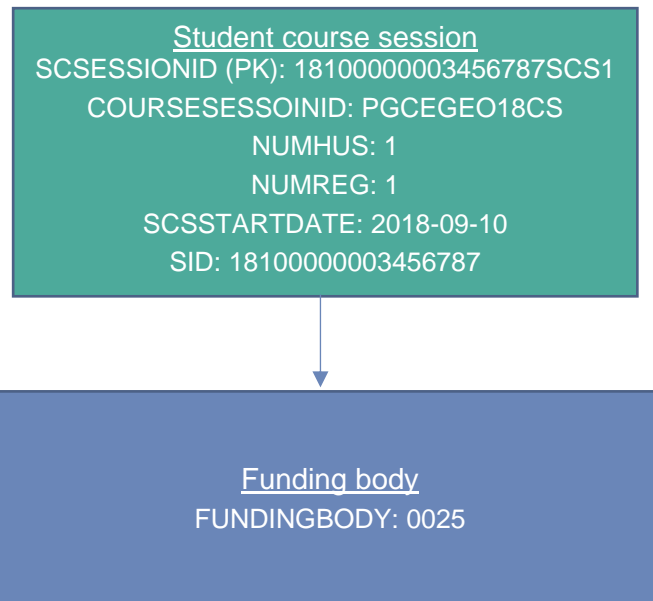
- The Student fee entity records the maximum fee the student could be charged for the Student course session.
- If the HEP charges fees on a modular basis, the Student module fee entity can be returned (instead of Student fee) to return the maximum fee for each module
- The INVOICEID must be a unique identifier for the Fee invoice amount with the Student course session. Two Fee invoice amount entities may have the same INVOICEID provided they are associated with a different Student course session
- The Fee invoice amount records the amount that was invoiced for the Student course session. This may therefore be lower than the amount recorded in Student fee if the student receives any fee waivers for example.
- The HESAID records who the fee was invoiced to, in this case this is the Student loans company. If the fee is charged to more than one organisation, the Fee invoice amount entity would be returned more than once. In this scenario, the full fee for the Student course session is charged to the Student loans company and so only one Fee invoice amount entity is required.

Year 1 reference period 1

4. Return Funding body

Minimum data required:

- Funding body



Hints and tips:

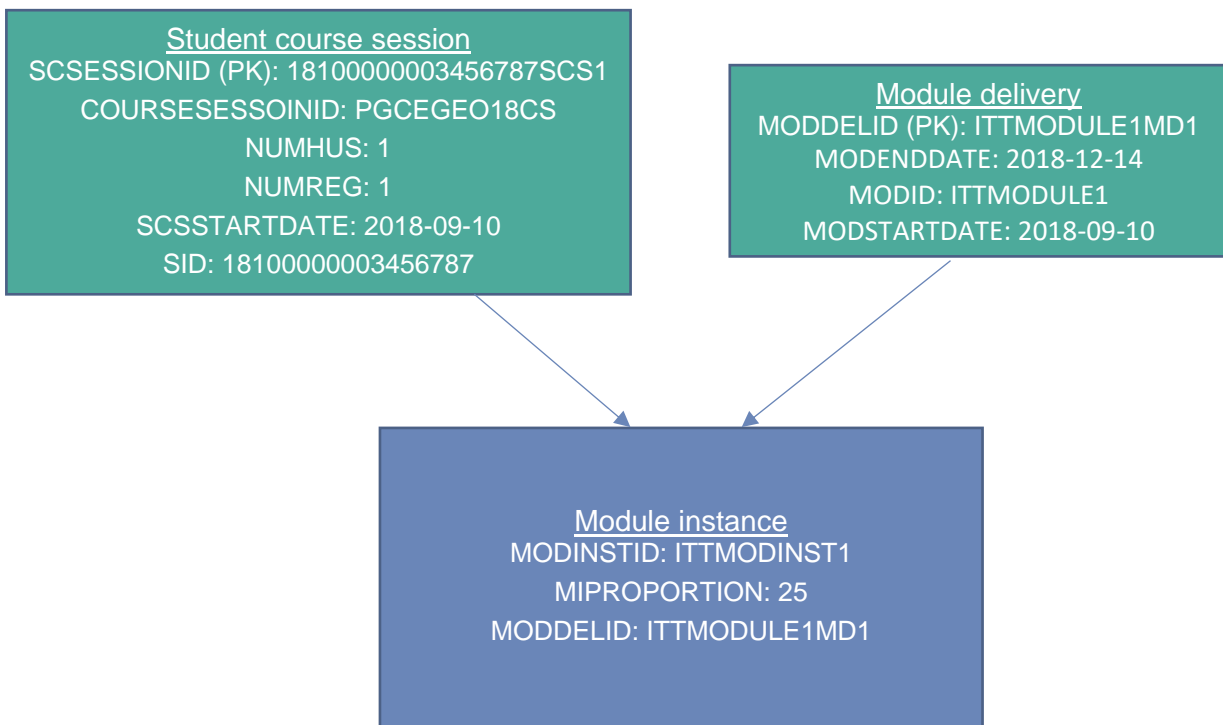
- The Funding body entity records the funding body for Student course sessions that are eligible to receive funding
- The Funding and Monitoring entity only needs to be returned where the Student course session is in coverage for one or more of the fields. This Student course session is not in coverage for any of the fields in the Funding and monitoring entity and so that entity does not need to be returned.

Year 1 reference period 1

5. Assign the student to a module

Minimum data required:

- Module instance



Hints and tips:

- The Module instance records a student's engagement with a Module delivery
- The MODINSTID must be a unique identifier for a Module instance within the Student course session. Two Module instances may have the same MODINSTID provided they are associated with a different Student course session
- The Module instance start date does not need to be returned where the student commences the module on the same day the Module delivery is planned to start (recorded in ModuleDelivery.MODSTARTDATE).
- This needs to be repeated for each Module delivery a student studies on during the Student course session so in this scenario, there would be two Module instances returned in reference period one. Each would be associated with a different Module delivery.

Year 1 reference period 1

6. Return placement information

Minimum data required:

- Student course session
- Off-venue activity

Student course session
SCSESSIONID (PK): 18100000003456787SCS1
COURSESESSOINID: PGCEGEO18CS
NUMHUS: 1
NUMREG: 1
SCSSTARTDATE: 2018-09-10
SID: 18100000003456787

Key ITT entity
Off venue activity information must be returned to record details of the student's placement(s).

Off venue activity
OVAID: ITTMODINST2OVA1
ACTDURATION: 80
ACTDURATIONTYPE: 03
ACTTYPEID: 02
HOSTID: 0046
HOSTIDTYPE: 05
HOSTNAME: Name of host school
MOBScheme: 01

Hints and tips:

- An off-venue activity entity must be returned where a student has undertaken a placement
- The OVAID must be a unique identifier for the Off-venue activity within the Student course session. Two Off venue activity entities may have the same OVAID provided they are associated with different Student course sessions.
- The ACTDURATION and ACTDURATIONTYPE fields record the amount of time the student spends on the placement

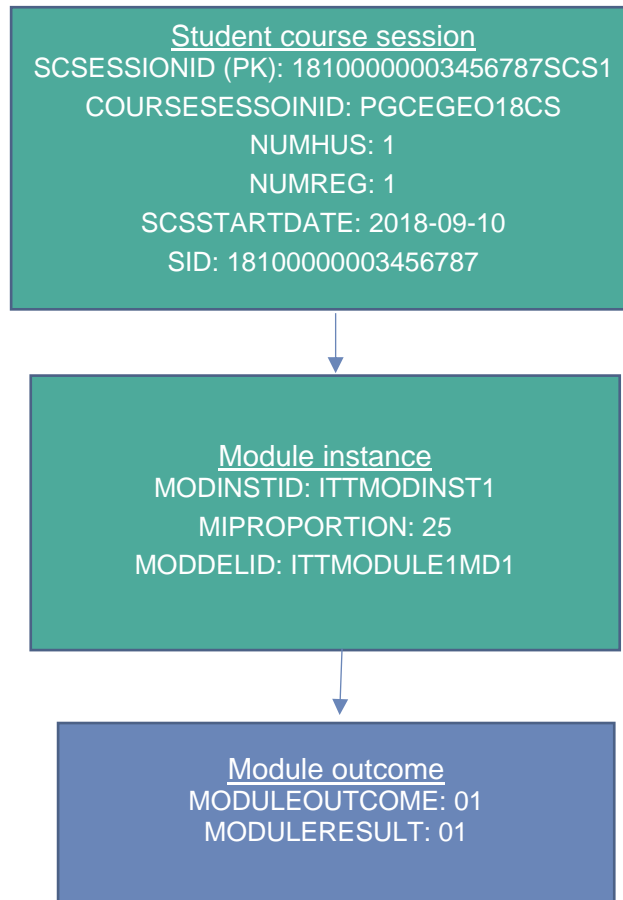
Year 1 reference period 2

In reference period 2, the student completes the first two modules and begins studying on module 3- a taught module.

1. Return outcomes for completed Module instances

Minimum data required

- Module outcome



Hints and tips:

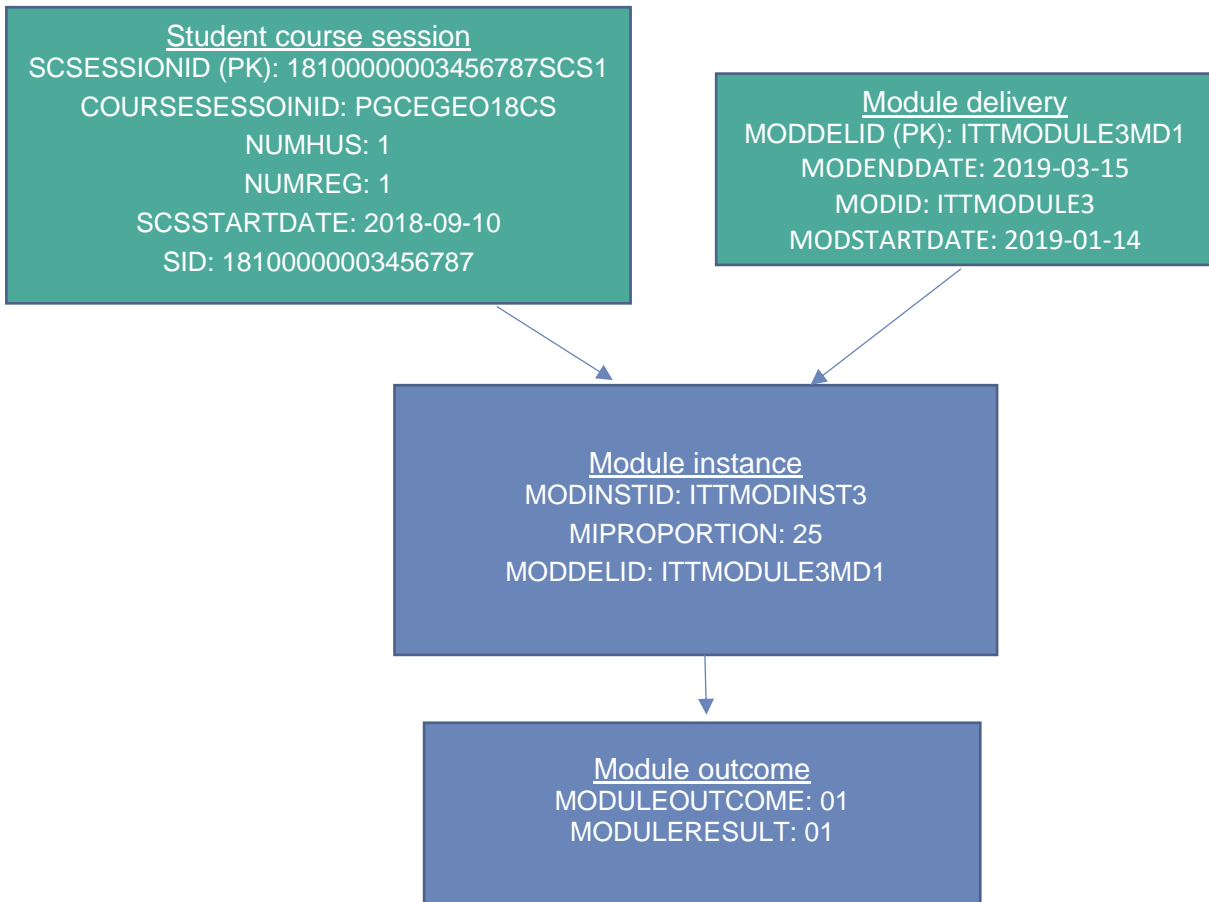
- When a student has completed a Module delivery, the Module outcome must be returned with the outcome and result from the module. In this case the student has completed (MODULEOUTCOME=01) and passed (MODULERESULT=01) the modules.
- Where the student completed the module on the planned end date for the Module delivery (recorded in ModuleDelivery.MODENDDATE) the end date does not need to be recorded on the Module outcome.
- A Module outcome entity is required for each Module instance that has ended so this would be required for ITTMODINST1 and ITTMODINST2

Year 1 reference period 2

2. Assign the student to a module and return Module outcome for completed Module instance

Minimum data required:

- Module instance
- Module outcome



Hints and tips:

- The Module instance records a student's engagement with a Module delivery
- The MODINSTID must be a unique identifier for a Module instance within the Student course session. Two Module instances may have the same MODINSTID provided they are associated with a different Student course session
- The Module instance start date and Module outcome end date do not need to be returned where the student commences and completes the module on the same day as planned for the Module delivery (recorded in ModuleDelivery.MODSTARTDATE and ModuleDelivery.MODENDDATE).
- When a student has completed a Module delivery, the Module outcome must be returned with the outcome and result from the module. In this case the student has completed (MODULEOUTCOME=01) and passed (MODULERESULT=01) the modules.

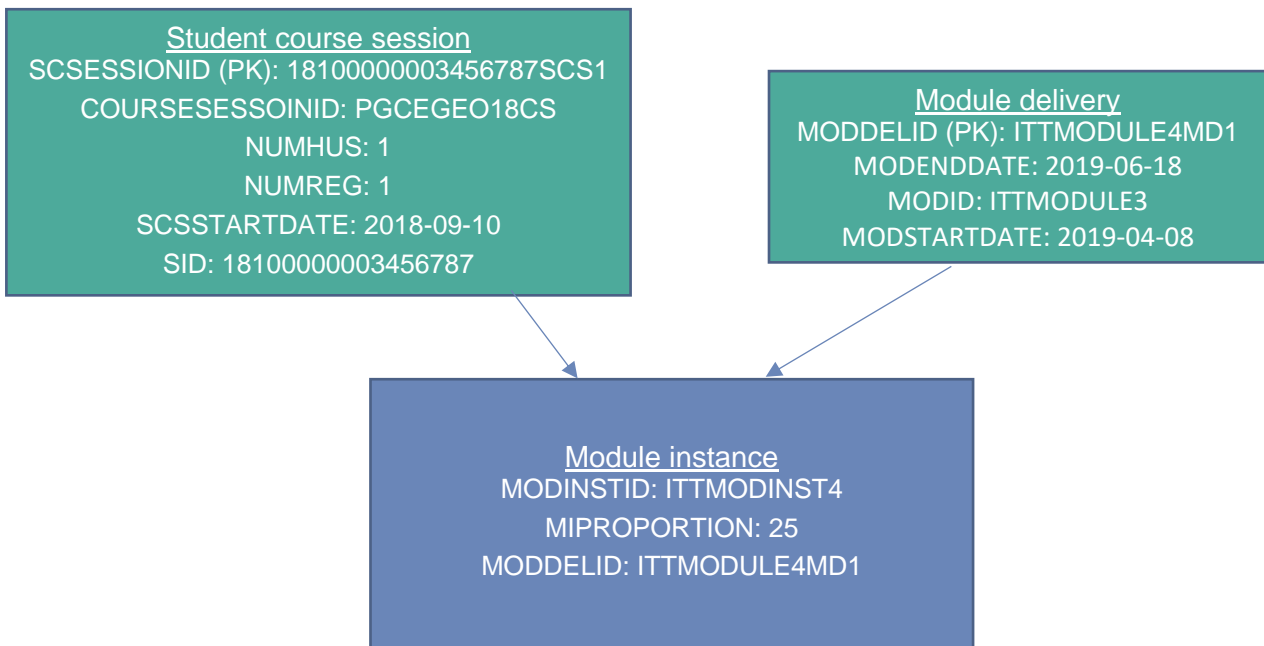
Year 1 reference period 3

In reference period 3, the student begins and completes the final placement module, completing their registration and successfully achieving their qualification

1. Assign the student to a module

Minimum data required:

- Module instance



Hints and tips:

- The Module instance records a student's engagement with a Module delivery
- The MODINSTID must be a unique identifier for a Module instance within the Student course session. Two Module instances may have the same MODINSTID provided they are associated with a different Student course session
- The Module instance start date does not need to be returned where the student commences the module on the same day the Module delivery is planned to start (recorded in ModuleDelivery.MODSTARTDATE).

Year 1 reference period 3

2. Return placement information

Minimum data required:

- Student course session
- Off-venue activity

Student course session
SCSESSIONID (PK): 18100000003456787SCS1
COURSESESSOINID: PGCEGEO18CS
NUMHUS: 1
NUMREG: 1
SCSSTARTDATE: 2018-09-10
SID: 18100000003456787



Off venue activity
OVAID: OVA1
ACTDURATION: 40
ACTDURATIONTYPE: 03
ACTTYPEID: 02
HOSTID: 0046
HOSTIDTYPE: 05
HOSTNAME: Name of host school
MOBScheme: 01

Key ITT entity
Off venue activity information must be returned to record details of the student's placement(s).

Hints and tips:

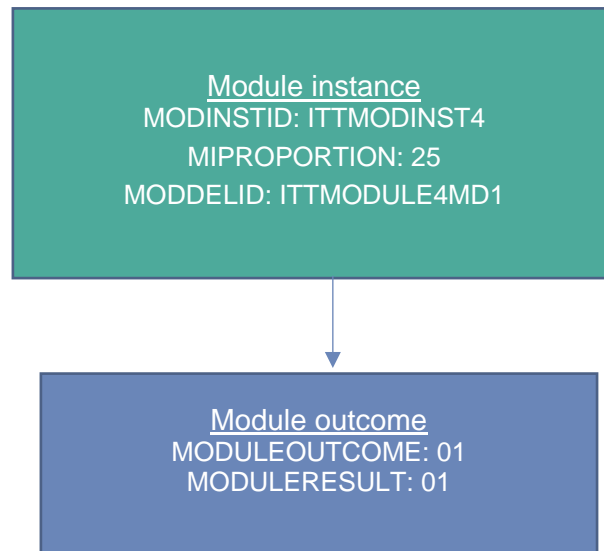
- An off-venue activity entity must be returned where a student has undertaken a placement
- The OVAID must be a unique identifier for the Off-venue activity within Student course session. Two Off venue activity entities may have the same OVAID provided they are associated with different Student course sessions.
- The ACTDURATION and ACTDURATIONTYPE fields record the amount of time the student spends on the placement

Year 1 reference period 3

3. Return Module outcome for completes Module instances

Minimum data required:

- Module outcome



Hints and tips:

- The Module outcome end date does not need to be returned where the student completes the module on the same day as planned for the Module delivery (recorded in ModuleDelivery.MODENDDATE).
- When a student has completed a Module delivery, the Module outcome must be returned with the outcome and result from the module. In this case the student has completed (MODULEOUTCOME=01) and passed (MODULERESULT=01) the modules.

Year 1 reference period 3

4. Close the Student course session

Minimum data required;

- Student course session

```
Student course session
SCSESSIONID (PK): 18100000003456787SCS1
COURSESESSOINID: PGCEGEO18CS
NUMHUS: 1
NUMREG: 1
NUMREG: 1
RSNSCSEND: 04
SCSENDDATE: 2019-06-22
SCSSTARTDATE: 2018-09-10
SID: 18100000003456787
STULOAD: 100
```

Hints and tips:

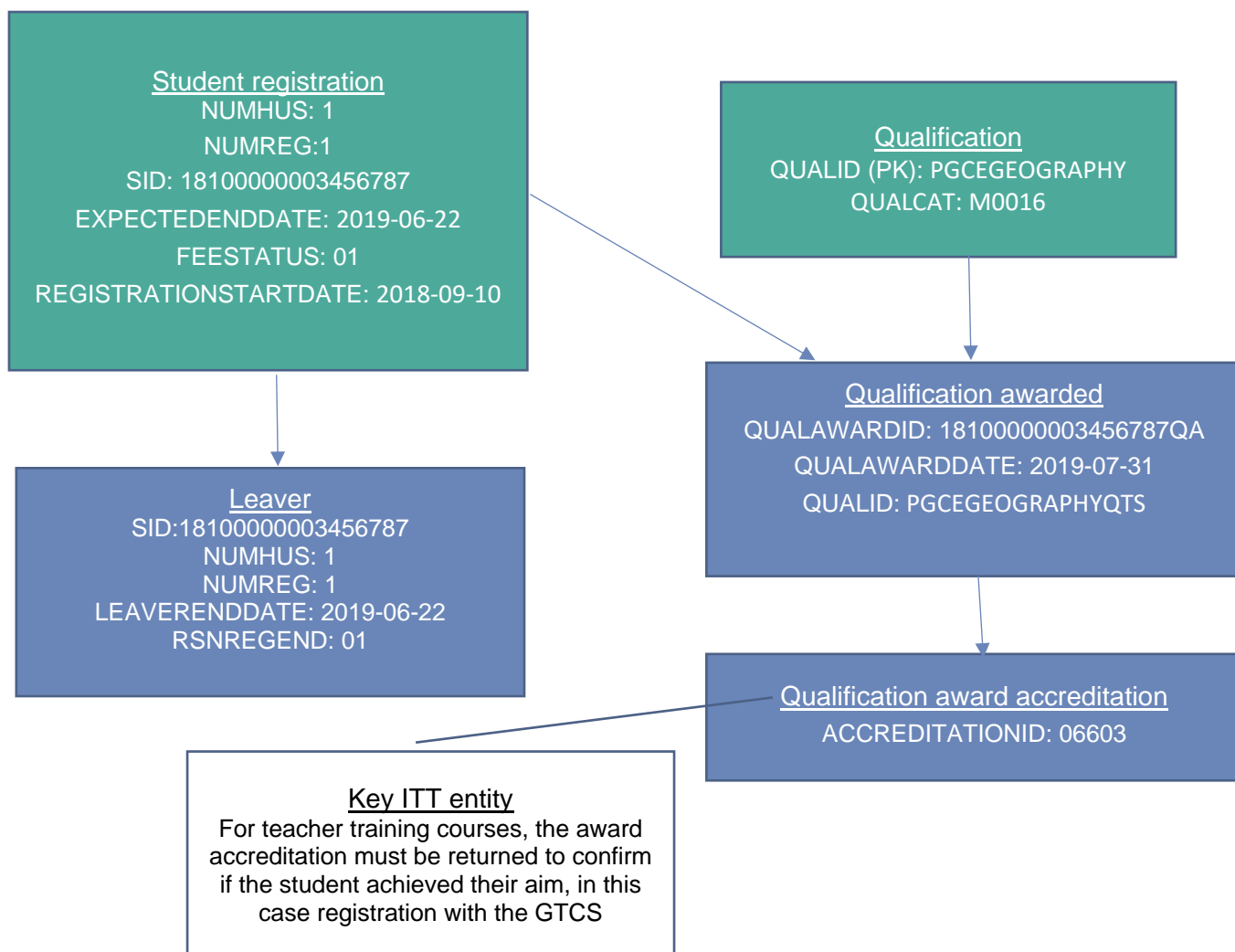
- Once the Student course session has ended, the STULOAD is returned with the total FTE completed by the student during the Student course session
- Once the Student course session has ended, the reason for session end is returned. 04 'Ended' is used where the Student completed the Course session, regardless of whether the student successfully completed this Student course session.
- If no associated data (fees and funding body information) has changed, this would not need to be returned again.

Year 1 reference period 3

5. Return leaving information and Qualification awarded

Minimum data required:

- Leaver
- Qualification awarded
- Qualification award accreditation



Hints and tips:

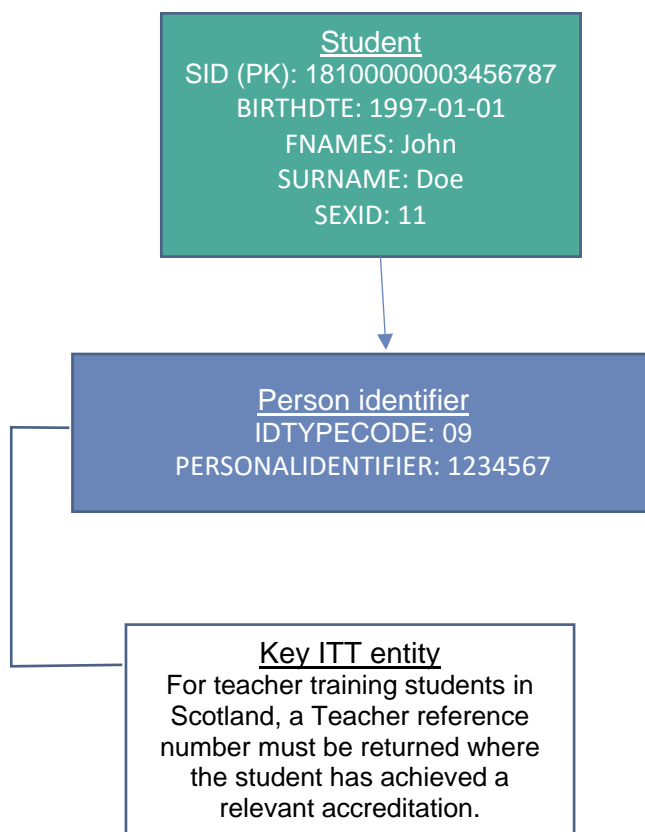
- The RSNREGENDDATE records that the student has left and has been awarded a qualification
- The QUALAWARDID must be a unique identifier for the Qualification awarded within the Student registration. Two Qualification awarded entities may have the same QUALAWARDID provided they are associated with different Student registrations
- The QUALID must be returned with the unique identifier for the qualification achieved by the student
- Leaving information is associated with the relevant Student registration. The registration is the formal contact to educate and so any awards or leaving information related to a Course delivery, relate to the Student registration rather than the Engagement.

Year 1 reference period 3

6. Return the student's Teacher reference number

Minimum data required:

- Person identifier



Hints and tips:

- As the student has achieved the accreditation from the General Teacher Council Scotland, the Teacher Reference Number (TRN) must be returned.
- The entity is returned with an IDTYPECODE of 09 (Teacher reference number) and TRN in the PERSONALIDENTIFIER field.